

Distributed by:

Mahindra Manulife Equity Savings Fund

(An open ended scheme investing in equity, arbitrage and debt)

Aim to **stabilise** your ride
through volatile markets

September 30, 2024

Why invest in this Scheme ?



Potential capital appreciation
& wealth accumulation through
regular investments in long term



Balances the risk of equity with
investments in debt and derivative
securities

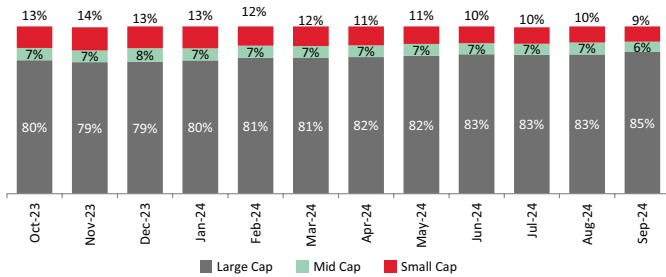


Flexible asset allocation
feature in dynamic market
scenarios

Scheme Positioning

- A well-diversified portfolio that balances risk in equity through investments in debt and arbitrage
- The equity strategy will be guided by sector and market outlook for medium to long term
- The debt strategy will be guided by interest rate movements and change in term structure and credit spreads
- A portfolio structured to reduce the impact of market volatility or drawdowns making it an all season investment option

12 Month Market Capitalization Trend (% to Equity Holdings)



As per the Market Capitalization data provided by AMFI (In line with the applicable SEBI guidelines)

Top 5 Sectors of the scheme[^] (% to Net Assets)

Sector	MMESF	Nifty Equity Savings TRI
Financial Services	17.36%	32.92%
Construction Materials	8.28%	2.06%
Fast Moving Consumer Goods	7.28%	8.58%
Oil Gas & Consumable Fuels	6.76%	11.25%
Information Technology	5.59%	12.75%

[^]For the equity portion

Data as on September 30, 2024

Portfolio Information

Annualised Portfolio YTM ¹ [^]	7.44% ²
Macaulay Duration [^]	2.29 Years ²
Modified Duration [^]	2.17 ²
Residual Maturity [^]	2.78 Years ²
Portfolio Turnover Ratio (Last 1 year)	4.02
As on (Date)	September 30, 2024
Standard Deviation	5.78%
Beta	1.16
Sharpe Ratio [#]	0.37
Jenson's Alpha	-0.0432

¹In case of semi annual YTM, it will be annualised

[^]For debt component

²Risk-free rate assumed to be 6.76% (MIBOR as on 30-09-24) - Source: www.mmda.org

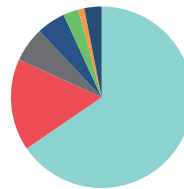
[#]Yield to maturity should not be construed as minimum return offered by the Scheme. ²Calculated on amount invested in debt securities (including accrued interest), deployment of funds in TREPS and Reverse Repo and net receivable / payable.

Calculated for the period since inception till September 30, 2024. | Data Source: ICRA Analytics, Bloomberg | Data as on September 30, 2024 | N.A.: Net Assets

Portfolio Update for the Month

- Key Overweight sectors/Industries include FMCG, Construction Materials and IT vs the Scheme's Benchmark
- Key Underweight sectors /Industries include Consumer Services, Telecom and Finance vs the Scheme's Benchmark.
- Portfolio is around 30% invested in Equities(Unhedged)

Asset Allocation (%)



- 65.44% - Equity Holdings*
- 16.38% - Corporate Bond
- 6.20% - Government Bond
- 5.11% - Treasury Bill
- 2.75% - Real Estate Investment Trusts (REIT)
- 1.05% - Zero Coupon Bond
- 3.08% - Cash & Other Receivables

Data as on September 30, 2024

*Includes 35.28% hedged positions

Top 10 Equity Holdings (as on September 30, 2024)

Security	% of Net Assets
Ambuja Cements Limited*	6.06%
Reliance Industries Limited*	3.75%
Bajaj Finance Limited*	3.45%
ICICI Bank Limited*	3.25%
ITC Limited*	3.18%
HDFC Bank Limited*	3.10%
Sun Pharmaceutical Industries Limited*	2.71%
Tech Mahindra Limited*	2.04%
Hindustan Unilever Limited*	1.67%
NTPC Limited*	1.65%
Total	30.85%

*Includes Fully/Partially hedged positions

Top 5 Debt Holdings (as on September 30, 2024)

Security	% to Net Assets
Small Industries Dev Bank of India (CB)	3.97%
7.32% GOI (MD 13/11/2030) (SOV)	3.47%
364 Days Tbill (MD 17/10/2024) (SOV)	2.48%
Godrej Industries Limited (CB)	2.41%
7.1% GOI (MD 08/04/2034) (SOV)	2.09%
Total	14.42%

CP - Commercial Paper, CD - Certificate of Deposit, CB - Corporate Bond, SOV- Sovereign

Scheme Details

Investment Objective:

The Scheme seeks to generate long term capital appreciation and also income through investments in equity and equity related instruments, arbitrage opportunities and investments in debt and money market instruments. However, there can be no assurance that the investment objective of the Scheme will be achieved. The Scheme does not assure or guarantee any returns.

Fund Manager:

Mr. Manish Lodha (Equity)

Total Experience: 23 years | **Experience in managing this fund:** 3 years and 9 months (Managing since December 21, 2020)

Mr. Renjith Sivaram (Equity)

Total Experience: 13 years | **Experience in managing this fund:** 1 year and 3 months (managing since July 03, 2023)

Mr. Rahul Pal (Debt)

Total Experience: 22 years | **Experience in managing this fund:** 7 years and 8 months (managing since February 1, 2017)

Mr. Pranav Patel[§] (Hybrid)

Total Experience: 9 years | **Experience in managing this fund:** 9 months (Managing since January 05, 2024)

[§]Dedicated Fund Manager for Overseas Investments

Date of allotment: February 1, 2017

Benchmark: Nifty Equity Savings TRI

Option: IDCW (IDCW Option will have IDCW Reinvestment (D) & IDCW Payout facility) and Growth (D)

D-Default

Minimum Application Amount: Rs. 1,000/- and in multiples of Re. 1/- thereafter

Minimum Additional Purchase Amount: Rs. 1,000/- and in multiples of Re. 1/- thereafter

Minimum Repurchase Amount: Rs. 1,000/- or 100 units or account balance, whichever is lower

Minimum Weekly & Monthly SIP Amount: Rs 500 and in multiples of Re 1 thereafter

Minimum Weekly & Monthly SIP Installments: 6

Minimum Quarterly SIP Amount: Rs 1,500 and in multiples of Re 1 thereafter

Minimum Quarterly SIP installments: 4

Monthly AAUM as on September 30, 2024 (Rs. in Cr.): 557.53

Quarterly AAUM as on September 30, 2024 (Rs. in Cr.): 535.56

Monthly AUM as on September 30, 2024 (Rs. in Cr.): 564.07

Entry Load: Not applicable

Exit Load: 10% of the units allotted shall be redeemed without any exit load, on or before completion of 15 calendar days from the date of allotment of Units.

Any redemption in excess of the above limit shall be subject to the following exit load:

- An exit load of 1% is payable if Units are redeemed / switched-out on or before completion of 15 calendar days from the date of allotment of Units;
- Nil - If Units are redeemed / switched-out after completion of 15 calendar days from the date of allotment of Units.

Significant Portfolio changes of the Current Month

Fresh Additions		Complete Exits	
Security		Security	
PTC Industries Limited	-	Cyient Limited	-
-		Indus Towers Limited	

Note: The companies/stock(s) referred above are only for the purpose of disclosure of significant portfolio changes during the month and should not be construed as recommendation to buy/sell/ hold. The fund manager may or may not choose to hold these companies/stocks, from time to time. Investors are requested to consult their financial, tax and other advisors before taking any investment decision(s). Data as on September 30, 2024

Scheme Performance (as on September 30, 2024)

Mahindra Manulife Equity Savings Fund	CAGR Returns (%)				Value of Investment of ₹ 10,000*				NAV / Index Value (as on September 30, 2024)
	1 Year	3 Years	5 Years	Since Inception	1 Year (₹)	3 Years (₹)	5 Years (₹)	Since Inception	
Regular Plan - Growth Option	16.41	9.11	12.11	9.59	11,651	12,994	17,719	20,174	20.1739
Nifty Equity Savings TRI [^]	16.16	9.29	10.85	10.06	11,626	13,055	16,749	20,853	6,065.51
CRISIL 10 Yr Gilt Index ^{^^}	10.31	5.37	5.64	5.45	11,037	11,702	13,162	15,017	4,804.62

[^]Benchmark ^{^^}Additional Benchmark. CAGR - Compounded Annual Growth Rate. Inception/Allotment date: 1-Feb-17. **Past performance may or may not be sustained in future and should not be used as a basis of comparison with other investments.** Since inception returns of the scheme is calculated on face value of Rs. 10 invested at inception. The performance details provided above are of Growth Option under Regular Plan. Different Plans i.e Regular Plan and Direct Plan under the scheme has different expense structure. *Based on standard investment of Rs. 10,000 made at the beginning of the relevant period. Mr. Manish Lodha is managing this fund since December 21, 2020. Mr. Renjith Sivaram is managing this fund since July 03, 2023. Mr. Pranav Patel is managing this fund since January 05, 2024.

SIP Performance (as on September 30, 2024)

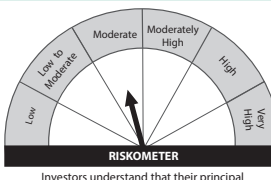
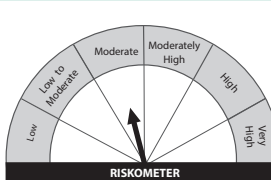
SIP Investment Period	Total Amount Invested (₹)	Regular Plan		Nifty Equity Savings TRI [^]		CRISIL 10 Yr Gilt Index ^{^^}	
		Market Value (₹)	CAGR Returns (%)	Market Value (₹)	CAGR Returns (%)	Market Value (₹)	CAGR Returns (%)
1 Year	1,20,000	1,29,898	15.67	1,30,393	16.47	1,27,401	11.65
3 Years	3,60,000	4,36,274	12.89	4,33,731	12.49	4,07,334	8.19
5 Years	6,00,000	8,27,272	12.81	8,05,724	11.74	7,00,914	6.16
Since Inception	9,10,000	14,01,638	11.15	13,77,849	10.71	11,58,442	6.26

[^]Benchmark ^{^^}Additional Benchmark. CAGR - Compounded Annual Growth Rate. Inception/Allotment date: 1-Feb-17. **Past performance may or may not be sustained in future and should not be used as a basis of comparison with other investments.** Returns greater than 1 year period are compounded annualized. For SIP returns, monthly investment of equal amounts invested on the 1st business day of every month has been considered. CAGR Returns (%) are computed after accounting for the cash flow by using the XIRR method (investment internal rate of return).

Distributed by:

Disclaimer : Readers of this material should rely on information / data arising out of their own investigations and advised to seek independent professional advice and arrive at an informed decision before making any investments. Neither Mahindra Manulife Investment Management Private Limited nor Mahindra Manulife Trustee Private Limited, its directors or associates shall be liable for any damages that may arise from the use of the information contained herein.

Get in Touch: Unit No. 204, 2nd Floor, Amity Building, Piramal Agastya Corporate Park, LBS Road, Kamani Junction, Kurla (W), Mumbai - 400 070.
Phone: +91-22-66327900, Fax: +91-22-66327932
Toll Free No.: 1800 419 6244 Website: www.mahindramanulife.com

Scheme Name	This Product is Suitable for investors who are seeking*	Scheme Riskometer	Scheme Benchmark	Benchmark Riskometer
Mahindra Manulife Equity Savings Fund	<ul style="list-style-type: none"> • Long term capital appreciation and generation of income • Investment in equity and equity related instruments, arbitrage opportunities and debt and money market instruments. 	 <p>RISKOMETER Investors understand that their principal will be at moderate risk</p>	Nifty Equity Savings TRI	 <p>RISKOMETER</p>

*Investors should consult their financial advisers if in doubt about whether the product is suitable for them.

Mutual Fund investments are subject to market risks, read all scheme related documents carefully.

Performance of other schemes managed by the Fund Manager(s) (as on September 30, 2024)

Scheme Name	Scheme Inception Date	Fund Manager(s)	Managing since	CAGR Returns (%)		
				1 yr	3 yrs	5 yrs
Mahindra Manulife ELSS Tax Saver Fund - Reg - Growth	18-Oct-16	Ms. Fatema Pacha	16-Oct-20	31.60	16.11	20.41
Nifty 500 TRI ^A		Mr. Manish Lodha	21-Dec-20			
Mahindra Manulife Multi Cap Fund - Reg - Growth	11-May-17	Mr. Manish Lodha	21-Dec-20	45.56	21.93	27.43
Nifty 500 Multicap 50:25:25 TRI ^A		Ms. Fatema Pacha	16-Oct-20			
Mahindra Manulife Mid Cap Fund - Reg - Growth	30-Jan-18	Mr. Abhinav Khandelwal	1-Feb-22	53.41	27.23	30.06
Nifty Midcap 150 TRI ^A		Mr. Manish Lodha	21-Dec-20			
Mahindra Manulife Aggressive Hybrid Fund - Reg - Growth	19-July-19	Ms. Fatema Pacha (Equity Portion)	16-Oct-20	37.40	17.70	21.11
CRISIL Hybrid 35+65 Aggressive Index ^A		Mr. Manish Lodha (Equity Portion)	21-Dec-20			
		Mr. Rahul Pal (Debt Portion)	Since inception			
		Mr. Amit Garg	02-May-24			
Mahindra Manulife Large & Mid Cap Fund - Reg - Growth	30-Dec-19	Mr. Manish Lodha	21-Dec-20	38.29	19.43	-
NIFTY Large Midcap 250 TRI ^A		Mr. Abhinav Khandelwal	1-Feb-22			
Mahindra Manulife Arbitrage Fund - Reg - Growth	24-Aug-20	Mr. Abhinav Khandelwal (Equity Portion)	1-Apr-22	5.94	4.72	-
Nifty 50 Arbitrage Index ^A		Mr. Manish Lodha (Equity Portion)	21-Dec-20			
		Mr. Rahul Pal (Debt Portion)	Since inception			
Mahindra Manulife Flexi Cap Fund - Reg - Growth	23-Aug-21	Ms. Fatema Pacha	Since inception	36.04	18.10	-
Nifty 500 TRI ^A		Mr. Manish Lodha				
Mahindra Manulife Liquid Fund - Reg - Growth	04-Jul-16	Mr Rahul Pal	Since inception	7.34	6.10	5.28
CRISIL Liquid Debt A-I Index ^A		Mr. Amit Garg	08-Jun-20			
Mahindra Manulife Low Duration Fund - Reg - Growth	15-Feb-17	Mr Rahul Pal	Since inception	6.95	5.48	5.39
CRISIL Low Duration Debt A-I Index ^A				7.57	6.17	6.07
Mahindra Manulife Ultra Short Duration Fund - Reg - Growth	17-Oct-19	Mr Rahul Pal	Since inception	7.18	5.85	-
CRISIL Ultra Short Duration Debt A-I Index ^A		Mr. Amit Garg	08-Jun-20			
Mahindra Manulife Overnight Fund - Reg - Growth	23-Jul-19	Mr Rahul Pal	Since inception	6.67	5.66	4.75
CRISIL Liquid Overnight Index ^A		Mr. Amit Garg	08-Jun-20			
Mahindra Manulife Dynamic Bond Fund - Reg - Growth	20-Aug-18	Mr. Rahul Pal	Since inception	9.32	4.82	4.91
CRISIL Dynamic Bond A-III Index ^A				9.31	5.74	7.07
Mahindra Manulife Short Duration Fund - Reg - Growth	23-Feb-21	Mr. Rahul Pal	Since inception	7.77	5.30	-
CRISIL Short Duration Debt A-II Index ^A		Mr. Pranav Patel [#]	05-Jan-24			
Mahindra Manulife Balanced Advantage Fund - Reg - Growth	30-Dec-21	Mr. Manish Lodha (Equity Portion)	Since inception	27.53	-	-
Nifty 50 Hybrid Composite Debt 50: 50 Index ^A		Ms. Fatema Pacha (Equity Portion)				
		Mr. Rahul Pal (Debt Portion)				
Mahindra Manulife Asia Pacific REIT FoF - Reg - Growth	20-Oct-21	Mr. Pranav Patel [#]	05-Jan-24	16.60	-	-
FTSE EPRA Nareit Asia ex Japan REITs Index ^A		Mr. Amit Garg	Since inception			
Mahindra Manulife Small Cap Fund - Reg - Growth	12-Dec-22	Mr. Abhinav Khandelwal	Since inception	59.14	-	-
BSE 250 Small Cap TRI ^A		Mr. Manish Lodha				
Mahindra Manulife Business Cycle Fund - Reg - Growth	11-Sep-23	Mr. Krishna Sanghavi	Since inception	59.61	-	-
Nifty 500 TRI ^A		Mr. Renjith Sivaram				
		Mr. Pranav Patel [#]	05-Jan-24			

^ABenchmark CAGR - Compounded Annual Growth Rate. [#]Dedicated Fund Manager for Overseas Investments

Past performance may or may not be sustained in future and should not be used as a basis of comparison with other investments. The performance details provided above are of Growth Option under Regular Plan. Different Plans i.e Regular Plan and Direct Plan under the scheme has different expense structure. Mr. Rahul Pal manages 11 schemes, Mr. Manish Lodha manages 10 schemes, Mr. Renjith Sivaram manages 4 schemes and Mr. Pranav Patel manage 5 schemes each of Mahindra Manulife Mutual Fund. The performance data for the schemes which have not completed one year has not been provided. Performance as on September 30, 2024

Disclaimer : Readers of this material should rely on information / data arising out of their own investigations and advised to seek independent professional advice and arrive at an informed decision before making any investments. Neither Mahindra Manulife Investment Management Private Limited nor Mahindra Manulife Trustee Private Limited, its directors or associates shall be liable for any damages that may arise from the use of the information contained herein.

Get in Touch: Unit No. 204, 2nd Floor, Amity Building, Piramal Agastya Corporate Park, LBS Road, Kamani Junction, Kurla (W), Mumbai - 400 070. Phone: +91-22-66327900, Fax: +91-22-66327932, Toll Free No.: 1800 419 6244 Website: www.mahindramanulife.com

Mutual Fund investments are subject to market risks, read all scheme related documents carefully.